

## ICOLS Speakers

### **Monika Aidelsburger**

MPQ, Ludwig-Maximilian-Universität  
München, Germany

<https://www.quantum-munich.de/388361/aidelsburger-monika-prof-dr>



## Professor Kenneth Baldwin

Research School of Physics  
The Australian National University  
Canberra, Australia



### Verifying QED through precision measurement of the metastable Helium tune-out frequency

Quantum electrodynamics is one of the most stringently tested theories underpinning modern physics, so it is important to challenge QED using novel, independent tests to uncover any potential new physics. Here we present a new test of QED [1] by measuring the “tune-out” frequency for metastable helium between transitions to the  $2^3P$  and  $3^3P$  manifolds, at which point the dynamic polarizability vanishes and the atom does not interact with applied laser light. The experimentally determined value of 725,736,700(260) MHz differs from our calculated theoretical value of 725,736,252(9) MHz by 1.7 times the measurement uncertainty ( $\sigma$ ), and is able to resolve both the QED contributions ( $\sim 30\sigma$ ) and retardation corrections ( $\sim 2\sigma$ ). It is notable that by ignoring the retardation correction term — proposed in [2] and included here in our tune-out frequency calculations — the difference between theory and experiment is  $\sim 0.1\sigma$ .

[1] B.M. Henson *et al.*, *Science* **376**, 199–203 (2022).

[2] K. Pachucki and M. Puchalski, *Phys. Rev. A* **99**, 041803 (2019).

## **Marco Bellini, PhD**

National Institute of Optics – CNR & LENS

Florence, ITALY

[marco.bellini@ino.cnr.it](mailto:marco.bellini@ino.cnr.it)

<https://quantumlight.ino.cnr.it/>



### **Manipulating the character and shape of ultrashort quantum light states**

Gaining a full control of the state and mode of nonclassical light is among the major challenges in the path of future quantum technologies.

In recent years, quantum state engineering has quickly evolved, with new tools and techniques, such as photon addition and subtraction, which have demonstrated their extreme versatility for performing operations normally unavailable in the realm of Gaussian quantum optics [1,2]. While photon subtraction can enhance nonclassicality and entanglement in a quantum light state, photon addition has the unique capability of creating nonclassicality and entanglement from scratch, whatever the input [3,4].

However, engineering quantum light states in a single, well-defined, mode is rarely enough. In real experiments, states are often prepared in modes that do not coincide with those used for their processing and detection [5], or for the optimal coupling to matter systems [6]. Moreover, gaining access to the rich mode structure of quantum light would greatly increase the capacity of communicating, manipulating, and storing quantum information. Therefore, controlling the modes that host the quantum states is also of fundamental importance.

In this talk, I will briefly present some recent experimental results towards the controlled generation, manipulation, and characterization of the quantum state and of the mode structure of ultrashort light wavepackets.

- [1] M. Bellini and A. Zavatta, Manipulating light states by single-photon addition and subtraction, *Progress in Optics* **55**, 41 (2010).
- [2] N. Biagi, S. Francesconi, A. Zavatta, and M. Bellini, Photon-by-photon quantum light state engineering, *Progress in Quantum Electronics*, **84**, 100414 (2022).
- [3] H. Jeong, A. Zavatta, M. Kang, S. Lee, L.S. Costanzo, S. Grandi, T.C. Ralph, and M. Bellini, Generation of hybrid entanglement of light, *Nature Photonics* **8**, 564 (2014).
- [4] N. Biagi, L.S. Costanzo, M. Bellini, and A. Zavatta, Entangling macroscopic light states by delocalized photon addition, *Physical Review Letters* **124**, 033604 (2020).
- [5] C. Polycarpou, K. N. Cassemiro, G. Venturi, A. Zavatta, and M. Bellini, Adaptive detection of arbitrarily-shaped ultrashort quantum light states, *Physical Review Letters*, **109**, 053602 (2012)
- [6] L.S. Costanzo, A.S. Coelho, D. Pellegrino, M.S. Mendes, L. Acioli, K.N. Cassemiro, D. Felinto, A. Zavatta, and M. Bellini, Zero-area single-photon pulses, *Physical Review Letters*, **116**, 023602 (2016)

## Professor Dr. Klaus Blaum

Max-Planck-Institut für Kernphysik

Heidelberg, Germany

<https://www.mpi-hd.mpg.de/blaum/index.en.html>



### **Precision Tests of Fundamental Interactions and Their Symmetries using Exotic Ions in Penning Traps**


The four fundamental interactions and their symmetries, the fundamental constants as well as the properties of elementary particles like masses and moments, determine the basic structure of the universe and are the basis for our so well tested Standard Model (SM) of physics. Performing stringent tests on these interactions and symmetries in extreme conditions at lowest energies and with highest precision by comparing, e.g., the properties of particles and their counterpart, the antiparticles, will allow us to search for physics beyond the SM. Any improvement of these tests beyond their present limits requires novel experimental techniques.

An overview is given on recent mass and  $g$ -factor measurements with extreme precision on single or few cooled ions stored in Penning traps. Among others the most stringent test of CPT symmetry in the baryonic sector could be performed by mass comparison of the antiproton with the  $\text{H}^-$  ion. Furthermore, the development of a novel technique, based upon the coupling of two ions as an ion crystal, enabled the most precise determination of a  $g$ -factor difference to date. This difference, determined for the isotopes  $^{20,22}\text{Ne}^{9+}$  with a relative precision of  $5.6 \times 10^{-13}$  with respect to the  $g$  factor, improved the precision for isotopic shifts of  $g$  factors by about two orders of magnitude. Our latest results on precision measurements with exotic ions in Penning traps will be presented.

## **Professor Dan Blumenthal**

University of California, Santa Barbara  
Santa Barbara, CA

<https://ocpi.ece.ucsb.edu/>



### **Visible Light Photonic Integration for Atom and Quantum Science**


Visible light photonic integration will enable compact, low weight, and reliable quantum and atomic sensing systems. In this talk we will review the latest advances in the ultra-low loss silicon nitride integration platform and heterogeneous integration, that enable quantum systems on chip (QSOC). Various technologies supported include visible light and ultra-narrow linewidth lasers, modulators, laser noise measurement, frequency stabilization circuits and reference cavities, beat-note detection, spectroscopy locks, and atom trap and cooling beam emitters. We will also talk about current integration and QSOCs for cold atom 3D-MOTs, trapped ions, and the potential for future neutral atom trapping.

## **Professor Lawrence Cheuk**

Princeton University

Princeton, NJ, USA

<https://sites.google.com/view/cheuk-lab/>




### **Optical Tweezer Arrays of Laser-Cooled Molecules as a New Quantum Science Platform**

Polar molecules, with their rich internal structure and tunable long-range interactions, have long been proposed for quantum information processing and quantum simulation of a wide range of many-body Hamiltonians. For these applications, the abilities to detect and manipulate individual particles are often useful and sometimes necessary. By offering microscopic detection and control at the single-molecule level, optical tweezer arrays of polar molecules therefore promise to be a new versatile platform for quantum science. In this talk, I will report on several recent advances from our group on controlling individual laser-cooled molecules trapped in rearrangeable tweezer arrays. I will describe our work on creating defect-free arrays of CaF molecules in 1D and observing coherent dipolar interactions between molecular pairs, and discuss how these results establish the building blocks for quantum information processing and simulation of quantum spin models. I will also describe our recent results towards full quantum control of laser-cooled molecules including their motional degrees of freedom. Specifically, I will report on our work on demonstrating Raman sideband cooling for molecules, and discuss how it provides a new pathway towards low-entropy molecular ensembles through laser-cooling.

## Professor Eric Cornell

Fellow of JILA/Fellow of NIST  
University of Colorado  
Boulder, CO, USA

<https://jila.colorado.edu/cornell-group>



### **A New Limit on the Electron Electric Dipole Moment**

At JILA we have completed a measurement on the electron electric dipole moment (eEDM) in  $\text{HfF}^+$  confined in a Paul trap. [Roussy, Caldwell, Wright, Cairncross, Shagam, Ng, Schlossberger, Park, Wang, Ye and Cornell, arXiv:2212.11841]. The new measurement, consistent with zero, yields a factor of two more stringent than the previous best result, from ACME [ACME Collaboration, Nature 562, 355 (2018).] Combining the two results yields tighter limits also on CP violating effects in the baryonic sector. I will describe the new result and also touch on efforts to realize an additional factor of ten improvement in sensitivity.



## Professor John Doyle

Department of Physics, Harvard University  
Cambridge, MA, USA

Email address: [doyle@physics.harvard.edu](mailto:doyle@physics.harvard.edu)  
<https://projects.iq.harvard.edu/jdoyle/home>



### Ultracold molecules for quantum science and particle physics

Polar molecules, due to their intrinsic electric dipole moment and their controllable complexity, are a powerful platform for precision measurement searches for physics beyond the standard model (BSM) and, potentially, for quantum simulation/computation. This has led to many experimental efforts to cool and control molecules at the single quantum state level, including with CaF. I will present work demonstrating entanglement and iSWAP operations with individual CaF molecules in optical tweezers. Polyatomic molecules have attracted new focus as potential novel quantum resources with distinct advantages - and challenges - compared to both atoms and diatomic molecules. I will discuss features of polyatomic molecules that can be used in quantum simulation/computation, the search for BSM physics, and ultracold chemistry. I will discuss our results on the laser cooling of polyatomic molecules into the ultracold regime, including the laser cooling of the polyatomic molecules SrOH, YbOH, CaOH and CaOCH<sub>3</sub>. Finally, if time permits, I will discuss recent measurements on spin precession in a metastable vibrational bending mode of CaOH, useful for future experiments searching for the electron electric dipole moment, a probe for BSM physics in the >10 TeV range.

## **Dr. Saïda Guellati-Khélifa**

CNRS, Paris, France

<http://www.lkb.upmc.fr/>



### **Matter-wave interferometry for testing fundamental physics**

C. Debavelaere<sup>1</sup>, L. Morel<sup>1</sup>, Z. Yao<sup>1</sup>, C. Carrez<sup>1</sup>, C. Solaro<sup>1</sup> P. Cladé and  
S. Guellati-Khélifa<sup>1,2</sup>

<sup>1</sup>Laboratoire Kastler Brossel, Sorbonne University, CNRS, ENS-PSL University, Collège de France,  
4 place Jussieu, 75005 Paris, France

<sup>2</sup>Conservatoire National des Arts et Métiers, 292 rue Saint Martin, 75003 Paris, France

An atom interferometer is a quantum sensor that relies on the superposition of atomic wave packets and measures the difference in atomic phase between two interfering paths. Atom interferometry experiments have proved a remarkable ability to perform ultra-precise measurements of inertial acceleration, gravity and fundamental constants that can be used to test the Standard Model. They offer interesting perspectives for searches for new physics beyond the Standard Model or for the detection of gravitational waves in a frequency range

inaccessible to experiments using optical interferometry.

To fully exploit the potential of atom interferometers, efforts are currently focused on developing new methods to increase the length and separation of interfering paths, understanding and controlling systematic biases, implementing quantum entanglement protocols, with a view to significantly increasing both the sensitivity and the accuracy. Efforts are also underway to extend atom interferometry to a broader range of atomic species.

At the Laboratoire Kastler Brossel, we are working on two experiments. The first one concerns the measurement, by atom interferometry, of the recoil of a rubidium atom that absorbs a photon. From this measurement, we have determined the fine-structure constant  $\alpha$  with a relative uncertainty of  $8.1 \times 10^{-11}$  [1]. This value enabled the calculation of the most accurate value of the electron magnetic moment predicted by the standard model [2], but it differs by  $5 \sigma$  from the value of  $\alpha$  deduced from the recoil of the caesium atom [3]. Resolving this discrepancy is crucial for the test of the Standard Model, which relies on the comparison between theoretical and experimental values of the electron's magnetic moment [4]. We are currently working on a thorough investigation of systematic effects. The second experiment deals with atom interferometry driven by frequency comb. Until recently, experiments had only used continuous-wave laser sources to split and recombine atomic wave-packets. We demonstrated an atom interferometer where the beam splitters are realized with pulsed lasers, more specifically a frequency-comb lasers [5]. This technique, which we have demonstrated in the visible spectrum on rubidium atoms, paves the way for extending light-pulse interferometry to other wavelengths (e.g. deep-UV to X-UV) and therefore to new species, since one can benefit from the high peak intensity of the ultrashort pulses which makes frequency conversion in nonlinear media efficient.

In my talk, I will present the latest results of both experiments.

[1] L. Morel, Z. Yao, P. Cladé, and S. Guellati-Khelifa, "Determination of the fine-structure constant with an accuracy of 81 parts per trillion," *Nature*, vol. 588, no. 7836, pp. 61–65, 2020.

[2] T. Aoyama, T. Kinoshita, and M. Nio, "Theory of the Anomalous Magnetic Moment of the Electron," *Atoms*, vol. 7, p. 28, Feb. 2019.

[3] R. H. Parker, C. Yu, W. Zhong, B. Estey, and H. Müller, "Measurement of the fine-structure constant as a test of the Standard Model," *Science*, vol. 360, pp. 191–195, Apr. 2018.

[4] X. Fan, T. G. Myers, B. A. D. Sukra, and G. Gabrielse, "Measurement of the electron magnetic moment," *Phys. Rev. Lett.*, vol. 130, p. 071801, Feb 2023.

[5] C. Solaro, C. Debavelaere, P. Cladé, and S. Guellati-Khelifa, "Atom interferometer driven by a picosecond frequency comb," *Phys. Rev. Lett.*, vol. 129, p. 173204, Oct 2022.

**Professor Mark Kasevich**

Department of Physics, Stanford University  
Stanford, CA, USA

<https://web.stanford.edu/group/kasevich/cgi-bin/wordpress/>



## **Professor Hidetoshi Katori**

University of Tokyo

Tokyo, Japan

[https://www.amo.t.u-tokyo.ac.jp/e\\_index.html](https://www.amo.t.u-tokyo.ac.jp/e_index.html)



### **Development of transportable optical lattice clocks and applications**

An “optical lattice clock” benefits from a low quantum-projection noise (QPN) by simultaneously interrogating many atoms trapped in an optical lattice [1]. The essence of the scheme is an engineered perturbation based on the “magic frequency” protocol, which has been proven successful up to  $10^{-18}$  uncertainty [2-4]. About a thousand atoms enable such clocks to achieve  $10^{-18}$  stability in a few hours. This superb stability is especially beneficial for chronometric leveling [5-7], which determines a centimeter-level height difference of the clocks located at remote sites by the gravitational redshift [8].

In transportable clocks [9], the potential stability of the optical lattice clocks is severely limited by the Dick effect [10] caused by the frequency noise of a compact clock laser. We proposed a “longitudinal Ramsey spectroscopy” [11] to improve the clock stability by continuously interrogating the clock transition. Two key ingredients for the continuous clock, continuous loading of atoms into a moving lattice [12] and longitudinal excitation of the clock transition, are reported. In addition, we report our recent development of compact and accurate optical lattice clocks in collaboration with industry partners.

This work received support from JST-Mirai Program Grant Number JPMJMI18A1, Japan.

## References

- [1] H. Katori, Spectroscopy of strontium atoms in the Lamb-Dicke confinement, Proc. of the 6th Symp. On Frequency Standards and Metrology, 323 (2001).
- [2] I. Ushijima, M. Takamoto, and H. Katori, Operational Magic Intensity for Sr Optical Lattice Clocks, Physical Review Letters 121, 263202 (2018).
- [3] T. Bothwell, D. Kedar, E. Oelker, J. M. Robinson, S. L. Bromley, W. L. Tew, J. Ye, and C. J. Kennedy, JILA Sr optical lattice clock with uncertainty of  $2.0 \times 10^{-18}$ , Metrologia 56, 065004 (2019).
- [4] R. C. Brown et al., Hyperpolarizability and Operational Magic Wavelength in an Optical Lattice Clock, Phys. Rev. Lett. 119, 253001 (2017).
- [5] M. Vermeer, Chronometric levelling, Rep. Finnish Geodetic Inst. 83, 1 (1983).
- [6] T. E. Mehlstaubler, G. Grosche, C. Lisdat, P. O. Schmidt, and H. Denker, Atomic clocks for geodesy, Rep. Prog. Phys. 81, 064401 (2018).
- [7] Y. Tanaka and H. Katori, Exploring potential applications of optical lattice clocks in a plate subduction zone, J. Geod. 95, 93 (2021).
- [8] T. Takano et al., Geopotential measurements with synchronously linked optical lattice clocks, Nat. Photon. 10, 662 (2016).
- [9] N. Ohmae et al., Transportable Strontium Optical Lattice Clocks Operated Outside Laboratory at the Level of  $10^{-18}$  Uncertainty, Advanced Quantum Technologies, 2100015 (2021).
- [10] G. J. Dick, Local oscillator induced instabilities in trapped ion frequency standards, in Proceedings of the 19<sup>th</sup> Annual Precise Time and Time Interval Systems and Applications Meeting (1987), pp. 133.
- [11] H. Katori, Longitudinal Ramsey spectroscopy of atoms for continuous operation of optical clocks, Appl. Phys. Exp. 14, 072006 (2021).
- [12] R. Takeuchi, H. Chiba, S. Okaba, M. Takamoto, S. Tsuji, and H. Katori, Continuous outcoupling of ultracold strontium atoms combining three different traps, Appl. Phys. Exp. 16, 042003 (2023).

**Professor H. Jeff Kimble**

Quantum Optics Group, California Institute of Technology  
Pasadena, CA, USA

<http://quantumoptics.caltech.edu/>



## Dr. Tim Langen

Physikalisches Institut and Center for Integrated Quantum Science and Technology

Universität Stuttgart

Stuttgart, Germany

<http://www.coldmolecules.de>



### Dipolar supersolids: From magnetic atoms to molecules

I will present a series of experiments with ultracold dysprosium atoms, which feature the strongest magnetic dipole moment in the periodic table. Such gases can form exotic droplets that are - counterintuitively - self-bound by quantum fluctuations [1]. These droplets are a 100 million times less dense than helium droplets, but exhibit similar liquid-like properties. Most notably, the gases can self-organize to form a supersolid state of matter [2]. Such a supersolid is a paradoxical state in which atoms assume a rigid periodic pattern, as in a crystal, and yet flow without friction, as in a superfluid. We characterize the coherence of this exotic state, its elementary excitations, fluctuations and superfluid properties [3-5]. In particular, we find a rich phase diagram with many different supersolid states characterized by different patterns [6]. Finally, I will briefly report on how further insights into the nature of supersolids can be explored using future molecular Bose-Einstein condensates [7].

[1] M. Schmitt et al., Nature 539, 259 (2016).

[2] F. Boettcher et al., Phys. Rev. X 9, 011051 (2019).

[3] M. Guo et al., Nature 574, 386–389 (2019).

[4] J.-N. Schmidt et al., Phys. Rev. Lett. 126, 193002 (2021)

[5] J. Hertkorn et al., Phys. Rev. X 11, 011037 (2021)

[6] J. Hertkorn et al., Phys. Rev. Research 3, 033125 (2021)

[7] M. Schmidt et al., Phys. Rev. Research 4, 013235 (2022)



## **Dr. Dietrich Leibfried**

Ion Storage Group

National Institute of Standards and Technology

Boulder CO, USA

<https://www.nist.gov/pml/time-and-frequency-division/ion-storage>



### **Addressing challenges in scaling of trapped ion quantum information processors at NIST**

In this talk, possible pathways to fault-tolerant large-scale quantum information processors based on trapped ions are presented. The envisioned machines incorporate millions of qubits, feature operation errors on physical qubits of order  $10^{-4}$  and memory coherence times on the order of hours. Qubit connectivity with sufficiently low crosstalk is achieved by moving ions around in a large array of traps and executing operations on small groups of ions that are sufficiently isolated from all other qubits and the environment. <sup>1</sup> Fault-tolerant execution of complex algorithms is facilitated by extensive use of "helper qubits" that serve to cool the motion, initialize internal states, and read out error syndromes without compromising computational qubits in the algorithm substantially.

While building a machine of this scale is currently out of reach, present efforts can inform this vision and the performance of many necessary components can be demonstrated in separate proof-of-principle experiments in dedicated, smaller scale setups. Relevant experiments in the Ion Storage Group at NIST and in other laboratories will be discussed.

<sup>1</sup> D. J. Wineland et al., J. Res. Nat. Inst. Stand. Technol. 103, 259 (1998).

## **Professor Stephen R. Leone**

Departments of Chemistry and Physics  
and Lawrence Berkeley National Laboratory  
University of California, Berkeley, CA 94720

<https://sites.google.com/berkeley.edu/leonegrp>



### **Coherent Molecular Dynamics with X-rays**

Ultrafast X-ray spectroscopic investigations use transitions from localized inner shells of specific atomic sites in molecules or solids to valence orbitals or bands. The X-ray spectroscopic approach obtains new information about coherent electronic and vibrational dynamics. The interpretation of such spectra involves a new regime of core-to-valence X-ray probing that depends on energy shifts due to surrounding electronic densities, bond elongation with vibrational excitation, and electronic coherences due to charge migration. Coherent vibrational superpositions reveal different slopes of several inner shell potentials with bond extension in sulfur hexafluoride as well as Fermi resonance coupling in carbon dioxide in the X-ray. Vibronic superpositions composed of both electronic and vibrational parts are in dynamic interplay in small molecules, revealing windows on detection of both electronic and vibrational superpositions. Phase information contained in complex transition dipole moments of coherent superpositions provides new insight into how charge alterations surrounding specific atoms on different sites of a molecule are manifested. Jahn-Teller distortion is observed on few-femtosecond timescales in methane as the molecule abruptly changes symmetry, with a few periods of ensuing coherent vibrational motion. Progress in revealing the full power of time-

resolved X-ray spectroscopy for the investigation of novel features in molecular coherent dynamics is described.

[1]Y. Kobayashi and S. R. Leone, "Characterizing coherences in chemical dynamics with attosecond time-resolved X-ray absorption spectroscopy," *J. Chem. Phys.* **157**, 180901 (2022).

[2]E. Ridente, D. Hait, E. A. Haugen, A. D. Ross, D. M. Neumark, M. Head-Gordon, and S. R. Leone, "Femtosecond symmetry breaking and coherent relaxation of methane cations via X-ray spectroscopy," *Science* (in press).

[3]L. Barreau, A. D. Ross, V. Kimberg, P. Krasnov, S. Blinov, D. M. Neumark, and S. R. Leone, "Core-excited states of SF<sub>6</sub> probed with soft X-ray femtosecond transient absorption of vibrational wavepackets," *Phys. Rev. A* (submitted).

[4]Y. Kobayashi, D. M. Neumark, and S. R. Leone, "Theoretical analysis of the role of complex transition dipole phase in XUV transient-absorption probing of charge migration," *Opt. Express* **30**, 5673 (2022).

## Professor Benjamin Lev

Departments of Physics and Applied Physics  
Stanford University  
Stanford, CA, USA

<http://levlab.stanford.edu>



### Replica symmetry breaking in an open quantum spin glass

Optical cavity QED provides a versatile platform with which to explore quantum many-body physics in driven-dissipative systems [1]. Confocal cavities host both local and all-to-all, sign-changing, photon-mediated spin interactions [2]. The latter enable the study of spin glasses in a quantum optical setting [3]. We experimentally program fully connected interaction graphs between multiple BECs located inside the cavity [4]. This realizes an anisotropic XY-model. By using the confocal cavity as an active quantum gas microscope, where light simultaneously mediates the interaction and images the spin state, we microscopically study the model's magnetic phases. We observe two low-temperature ferromagnetic phases, and a spin glass phase that hosts vector RSB. These results enable further microscopic study of associative memories [5] and the influence of entanglement in spin glass physics [6].

[1] Y. Guo, R. M. Kroeze, B. P. Marsh, S. Gopalakrishnan, J. Keeling, and B. L. Lev, *An optical lattice with sound*, *Nature* **599**, 211 (2021).

[2] Y. Guo, R. Kroeze, V. Vaidya, J. Keeling, and B. L. Lev, *Sign-changing photon-mediated atom interactions in multimode cavity QED*, *Physical Review Letters* **122**, 193601 (2019).

[3] S. Gopalakrishnan, B. L. Lev, and P. Goldbart, *Frustration and glassiness in spin models with cavity-mediated interactions*, *Physical Review Letters* **107**, 277201 (2011).

[4] R. Kroeze, B. Marsh, D. Atri Schuller, Z. Zhang, S. Ganguli, S. Gopalakrishnan, J. Keeling, and B. L. Lev, *Replica symmetry breaking in an open quantum spin glass*, in preparation.

[5] B. P. Marsh, Y. Guo, R. M. Kroeze, S. Gopalakrishnan, S. Ganguli, J. Keeling, and B. L. Lev, *Enhancing associative memory recall and storage capacity using confocal cavity QED*, *Physical Review X* **11**, 021048 (2021).

[6] B. Marsh, R. Kroeze, S. Ganguli, S. Gopalakrishnan, J. Keeling, and B. L. Lev, *Entanglement and replica symmetry breaking in a quantum optical spin glass*, in preparation.

## **Dr. Xinyu Luo**

Max Planck Institute

Garching, Bayern, Germany

<https://www.quantum-munich.de/12210/Ultracold-Polar-Molecules>



### **Microwave-shielded molecular Fermi gases and ultracold field-linked tetratomic molecules**

Stable molecular Fermi gases with strong dipolar interactions provide unique opportunities for studying exotic quantum matter such as p-wave superfluidity and extended Fermi-Hubbard models. I will first show our endeavors in understanding and controlling collisions of ultracold molecules, which eventually allow us to stabilize the molecular gas by microwave shielding. This technique enables the evaporation of polar molecules to temperatures well below the Fermi temperature [1]. The intermolecular potential can be flexibly tuned by the microwave field, allowing us to observe field-linked resonances in collisions of polar molecules. It provides a universal tuning knob to independently control the dipolar interaction and contact interaction [2]. In the end, I will present the creation of ultracold field-linked tetratomic molecules by electroassociation in a degenerate Fermi gas of microwave-shielded polar molecules [3]. Additionally, I will discuss several exciting new possibilities associated with these field-linked molecules.

[1] A. Schindewolf et al., Evaporation of microwave-shielded polar molecules to quantum degeneracy, *Nature* 607, 677 (2022)


[2] X.-Y. Chen et al., Field-linked resonances of polar molecules, *Nature* 614, 59 (2023)

[3] X.-Y. Chen et al., Ultracold field-linked tetratomic molecules, arXiv preprint arXiv:2306.00962 (2023)

## **Professor Zheng-Tian Lu**

Yan Jici Professor of Physics, School of Physical Sciences  
University of Science and Technology of China

<http://atta.ustc.edu.cn/en-us/index.html>





## **Professor Lee McCuller**

Caltech

Pasadena, CA, USA

<https://pma.caltech.edu/people/lee-p-mcculler>



### **Wielding Frequency Dependent Squeezing against Quantum Back-Action in the LIGO Gravitational Wave Observatories**

Optical interferometer observatories such as LIGO have begun a new era of astrophysics by measuring the length of their vast arms to such precision that gravitational waves from distant collisions of black holes and neutron stars are now regularly observed. This past run, the global gravitational wave network itself entered a new era, whereby every detector has enhanced sensitivity using quantum squeezed states of light, limited by measurement back-action and optical loss. LIGO is now operating its "Frequency-dependent squeezing" upgrade as it starts the next observing run. This technique suppresses back-action in the form of quantum radiation pressure, seemingly bypassing trade-offs from Heisenberg uncertainty. This talk will overview quantum enhancements to enhance astrophysics, including how squeezed light works, what limits it, and how to use it to avoid back-action. Future, proposed observatories such as Cosmic Explorer will push quantum technologies even further and can potentially benefit from techniques beyond squeezing.

## **Professor Margaret Murnane**

JILA and STROBE

University of Colorado Boulder

Boulder, CO 80309-0440

[jila.colorado.edu/kmgroup/](http://jila.colorado.edu/kmggroup/)

[STROBE.colorado.edu](http://STROBE.colorado.edu)



### **Attosecond Quantum Technologies for Advanced Materials Science and Metrology**


Next-generation nano and quantum devices have increasingly complex 3D structure. As the dimensions of these devices shrink to the nanoscale, their performance is often governed by interface quality or precise chemical, interfacial or dopant composition. Characterizing their structural and functional properties is challenging, requiring real-time, high-fidelity probes that can nondestructively probe large areas.

High harmonic quantum light sources provide an exquisite source of short wavelength light, with unprecedented control over the spectral, temporal, polarization and orbital angular momentum of the emitted waveforms, from the UV to the keV photon energy regions.[1,2] These advances are providing powerful new tools for near-perfect x-ray imaging, for coherently manipulating quantum materials using light, and for extracting the functional transport, electronic, magnetic and mechanical properties of ultrathin films and nanosystems.[3-5]

1. Bright Coherent Ultrahigh Harmonics in the keV X-Ray Regime from Mid-Infrared Femtosecond Lasers, Popmintchev et al., *Science* 336, 1287 (2012).
2. Attosecond light science and its application for probing quantum materials, invited paper, Shi et al., *Journal of Physics B: Atomic, Molecular and Optical Physics*, 53, 184008 (2020). Joint Focus Issue on Attosecond Technology(ies) and Science.
3. A predictive understanding of highly-confined heat flow in general semiconductor nanosystems, McBennett et al. *Nano Letters* 23(6), 2129–2136 (2023).
4. Nondestructive, high-resolution, chemically specific 3D nanostructure characterization using phase-sensitive EUV imaging reflectometry, Tanksalvala et al., *Science Advances*, 7(5) eabd9667 (2021).
5. Direct light-induced spin transfer between different elements in a spintronic Heusler material via femtosecond laser excitation, Tengden et al., *Science Advances* 6, eaaz1100 (2020).

**Professor Kang-Kuen Ni**

Harvard University  
Cambridge, MA, USA



**Programmable tweezer arrays of molecules for quantum science**

**Professor Dr. Ernst Rasel**

Institute of Quantum Optics


University of Hannover, Germany

<https://www.iqo.uni-hannover.de/en/research-groups/quantum-sensing>



**Quantum Gas Interferometry**

**Dr. Philipp Schindler**  
University of Innsbruck



**Quantum information processing with trapped ions - from two-level atoms to molecules?**

Quantum operations in trapped-ion quantum processors can be interpreted as precise laser spectroscopy techniques. In such devices, the information is stored in a two-level system embedded in a trapped atomic ion. This encoding in a two-dimensional Hilbert space is known as a qubit. It is well known that information can be stored in a higher dimensional space, so called qudits. I will discuss our recent experiments where multiple qudits are encoded in multiple electronic levels of a single atom. Furthermore, molecules provide an even richer level structure than atoms with the potential to encode even more information. I will discuss the prospects and challenges of using molecular ions for quantum information processing. In particular, I will focus on the robust encoding of information in a single molecule using quantum error correction.

## **Professor Piet Schmidt**

PTB Braunschweig

Braunschweig, Germany

<https://www.mpi-hd.mpg.de/blaum/mpg-riken-ptb-center/groups/schmidt.en.html>



## Professor Yevgeny Stadnik

School of Physics

The University of Sydney

NSW 2006, Australia

<https://www.sydney.edu.au/science/about/our-people/academic-staff/yevgeny-stadnik.html>



### Searching for dark matter with atoms and lasers: Varying fundamental “constants”

Ultra-low-mass bosonic particles produced non-thermally in the early Universe may subsequently form an oscillating classical field that can comprise the observed cold dark matter. The very high number density of such dark-matter particles can give rise to characteristic wave-like signatures that are distinct from the traditional particle-like signatures considered in searches for WIMP dark matter. In particular, ultra-low-mass scalar dark matter may induce apparent variations of the fundamental “constants” of Nature. I discuss the basic principles of and recent results in searches for ultra-low-mass scalar dark matter using precision low-energy experiments, including atomic clock spectroscopy, optical cavities and laser interferometry.

[1] Stadnik and Flambaum, *Physical Review Letters* **114**, 161301 (2015).

[2] Stadnik and Flambaum, *Physical Review Letters* **115**, 201301 (2015).

[3] Stadnik and Flambuum, *Physical Review A* **93**, 063630 (2016).

[4] Stadnik and Flambaum, *Physical Review A* **94**, 022111 (2016).

[5] Hees, Minnazzoli, Savalle, Stadnik and Wolf, *Physical Review D* **98**, 064051 (2018).

[6] Grote and Stadnik, *Physical Review Research* **1**, 033187 (2019).



## Professor Dr. Peter Thirolf

Ludwig-Maximilians-Universität

München

Germany

<https://www.med.physik.uni-muenchen.de/index.html>



### Towards a $^{229\text{m}}\text{Th}$ Nuclear Clock: Status and Perspectives

Today's most precise timekeeping is based on optical atomic clocks. However, those could potentially be outperformed by a nuclear clock, based on a nuclear transition instead of an atomic shell transition. Such a nuclear clock promises intriguing applications in applied as well as fundamental physics, ranging from geodesy and seismology to the investigation of possible time variations of fundamental constants and the search for Dark Matter [1,2].

Only one nuclear state is known so far that could drive a nuclear clock: the 'Thorium Isomer  $^{229\text{m}}\text{Th}$ ', i.e. the isomeric first excited state of  $^{229}\text{Th}$ , representing the lowest nuclear excitation so far reported in the whole landscape of nuclear isotopes. Since its first direct detection in 2016 [3], considerable progress could be achieved in characterizing the properties and decay parameters of this elusive nuclear excitation: the half-life of the neutral isomer was determined [4], the hyperfine structure was measured via collinear laser spectroscopy, providing information on nuclear moments and the nuclear charge radius [5] and also the excitation energy of the isomer could be directly determined 8.28(17) eV [6].

In a recent experiment at CERN's ISOLDE facility, the long-sought radiative decay of the Thorium isomer could be observed for the first time via implantation of ( $\beta^-$  decaying)  $^{229}\text{Ac}$  into a VUV transparent crystal and subsequent fluorescence detection in a VUV spectrometer. Thus, the excitation energy of  $^{229\text{m}}\text{Th}$  could be determined with unprecedented precision to 8.338(24) eV, corresponding to a wavelength of 148.71(42) nm [7]. This recent breakthrough opens the door towards a laser-driven control of the isomeric transition and thus to the development of an ultra-precise nuclear frequency standard and quantum sensor.

The talk will review recently completed, ongoing and planned activities towards this goal.

[1] E. Peik et al., *Quantum Sci. Technol.* 6, 034002 (2021).

[2] P.G. Thirolf, B. Seiferle, L. v.d. Wense, *Annalen der Physik* 531, 1800391 (2019).

[3] L. v.d. Wense et al., *Nature* 533, 47-51 (2016).

[4] B. Seiferle, L. v.d. Wense, P.G. Thirolf, *Phys. Rev. Lett.* 118, 042501 (2017).

[5] J. Thielking et al., *Nature* 556, 321 (2018).

[6] B. Seiferle et al., *Nature* 573, 243 (2019).

[7] S. Kraemer et al., arXiv:2209:10276 (accepted in Nature)

## **Professor Jeff Thompson**

Princeton University

Princeton, NJ, USA

<https://quantum.princeton.edu/people/jeff-thompson>



## **Vladan Vuletić**

Massachusetts Institute of Technology  
Cambridge, MA, USA

[https://physics.mit.edu/faculty/vladan-vuletic/  
vuletic@mit.edu](https://physics.mit.edu/faculty/vladan-vuletic/vuletic@mit.edu)



### **Atom-atom interactions for quantum metrology and quantum computing**

Department of Physics, MIT-Harvard Center for Ultracold Atoms and Research Laboratory of Electronics, Massachusetts Institute of Technology, Cambridge, Massachusetts 02139, USA

#### Abstract

Strong controlled interactions between atoms can be used to create entanglement for a variety of purposes. I will discuss two applications, quantum interferometry beyond the Standard Quantum Limit (SQL), and quantum computing. For atomic clocks, we generate entangled atomic states by inducing an effective atom-atom interaction via the coupling to an optical cavity. We then use an effective time-reversal protocol to achieve performance beyond the SQL, and experimentally investigate the relation between quantum information scrambling, out-of-time-order correlators and metrological gain. For quantum computing with ultracold neutral atoms, the interaction between Rydberg states is used to induce two-qubit quantum gates with errors below 1%, the threshold for surface code error correction. I will also discuss prospects for future optical quantum connections between locally error-corrected modules.

## Professor Tanya Zelevinsky

Z Lab, Columbia University

New York, NY, USA

<http://www.columbia.edu/cu/zlab/index.html>



### Molecular lattice clocks

The ability to create and manipulate small molecules at ultracold temperatures [1] presents an opportunity to apply them to metrology and precise measurements. Observations of very narrow optical and terahertz transitions in highly controlled environments [2,3] enable molecular clocks that feature quantum states with very long natural lifetimes and low sensitivities to external fields. Molecular clocks are complementary to atomic clocks in terms of sensitivity to new physics. For example, isotope shifts of clocks based on pure vibrations allow probes of interatomic forces at the nanometer scale. In this talk I will discuss the current precision limit of molecular metrology [4] and possible paths forward.

[1] M. McDonald, B. H. McGuyer, F. Apfelbeck, C.-H. Lee, I. Majewska, R. Moszynski, and T. Zelevinsky, "Photodissociation of ultracold diatomic strontium molecules with quantum state control", *Nature* 535, 122 (2016)

[2] B. H. McGuyer, M. McDonald, G. Z. Iwata, M. G. Tarallo, W. Skomorowski, R. Moszynski, and T. Zelevinsky, "Precise study of asymptotic physics with subradiant ultracold molecules", *Nat. Phys.* 11, 32 (2015)

[3] S. S. Kondov, C.-H. Lee, K. H. Leung, C. Liedl, I. Majewska, R. Moszynski, and T. Zelevinsky, "Molecular lattice clock with long vibrational coherence", *Nat. Phys.* 15, 1118 (2019)

[4] K. H. Leung, B. Iritani, E. Tiberi, I. Majewska, M. Borkowski, R. Moszynski, and T. Zelevinsky, "Terahertz vibrational molecular clock with systematic uncertainty at the  $10^{-14}$  level", *Phys. Rev. X* 13, 011047 (2023)

## Dr. Magdalena Zych

University of Queensland

Queensland, Australia

<https://smp.uq.edu.au/profile/286/magdalena-zych>



### Composite quantum particles at the interface with general relativity

A major goal of modern physics is to understand and test the regime where quantum mechanics and general relativity both play a role. Until recently, new effects of this regime were thought to be relevant only at high energies or in strong gravitational fields. However, rapid progress in experimental techniques allows for quantum experiments over increasing time and distance scales and with staggering precision [1].

I will discuss why and how looking at composite quantum particles opens new avenues for both theoretical insights and laboratory tests of quantum and general relativistic effects. The key insights is that composite quantum particles can serve as ideal clocks [2], quantum test and source masses [3], or thermometers or fundamental-particle detectors [4]. I will show some of the new insights that arise from studying such composite particles and how the resulting effects could be tested. In particular, I will argue that even very weak relativistic effects associates with such particles will become relevant for next-generation high-precision quantum technologies with trapped particles [5].

[1] Xu et al, Probing gravity by holding atoms for 20 seconds, *Science* **366**, 745 (2019),

Asenbaum et al Phase shift in an atom interferometer due to spacetime curvature across its wave function, *PRL* **118** (18), 183602 (2017)

Bothwell et al Resolving the gravitational redshift across a millimetre-scale atomic sample *Nature* **602**, 420 (2022)

[2] Zych, Costa, Pikovski, Brukner Quantum interferometric visibility as a witness of general relativistic proper time *Nat. Commun.* **2**, 505 (2011),

Wood, Zych Composite particles with minimum uncertainty in spacetime *PRR* **3** (1), 013049 (2021)

[3] Zych, Brukner, Quantum formulation of the Einstein equivalence principle *Nat. Phys.* **14**, 1027 (2018),

Castro Ruiz, Giacomini, Brukner, Entanglement of quantum clocks through gravity, *Proc. Natl. Acad. Sci. USA* **114**, E2303 (2017).

[4] Crispino, Higuchi, Matsas, The Unruh effect and its applications, *Reviews of Modern Physics*, (2008),

Gale, Zych, Relativistic Unruh-DeWitt detectors with quantized center of mass *PRD* **107** (5), 05602 (2023)

[5] Tobar, Haine, Costa, Zych Mass-energy equivalence in gravitationally bound quantum states of the neutron, *PRA* **106** (5), 052801 (2022),

Martínez-Lahuerta, Eilers, Mehlstäubler, Schmidt, Hammerer, Ab initio quantum theory of mass defect and time dilation in trapped-ion optical clocks *PRA* **106**, 032803 (2022),

Haustein, Milburn, Zych. arXiv:1906.03980 (2019)

## **Professor Dylan Yost**

Department of Physics, Colorado State University  
Fort Collins, CO, USA

<https://physlabs.colostate.edu/yostlabs/>



### **Precision spectroscopy of atomic hydrogen at Colorado State University**

Because of atomic hydrogen's simplicity, its energy levels can be precisely described by theory. This has made hydrogen an important atom in the development of quantum mechanics and quantum electrodynamics (QED). While one can use hydrogen spectroscopy to determine the Rydberg constant and the proton charge radius, a discrepancy of these constants determined through different transitions, or in different species, can indicate new physics. Such discrepancies currently persist between different measurements in hydrogen and muonic hydrogen. With this motivation in mind, I will discuss several precision spectroscopy measurements of hydrogen at Colorado State University including a relatively recent measurement of the hydrogen 2S-8D two-photon transition, a measurement of the hydrogen 2S hyperfine splitting, and our future plans to measure several relatively narrow 2S-nS transitions in hydrogen. If these latter measurements are successful, they could provide some of the most precise measurements of the Rydberg constant along with insight into the experimental discrepancies.